



RECTANGLE TABLE PLASTIC

Instructions

Maintenance:

- Before each use, make sure that all the parts are firmly secure and neither the desk nor the chairs are wobbly.
- Always wipe the product with a plain, dry cloth regularly and avoid using harsh chemicals.

Caution:

- The product must be assembled by an adult only. Keep all the parts out of the reach of kids until the product is fully assembled.
- Always place the product on an even surface. Using it on concrete or a rough surface can make it unsteady and may cause injuries.
- Packaging materials are not safe to play with and should be kept away from kids.
- Adult supervision is recommended when kids are using this product.

Warnings:

- Always assemble on a non-abrasive surface, ideally a carpet, to avoid scratches and make sure there are no sharp objects placed nearby.

Part Details



Table Top Leg x 1



Table Bottom Leg x 1



Table Top x 1



Instruction Manual x 1

| List of Parts | No. |
|--------------------|-----|
| Table Top | 1 |
| Table Top Leg | 2 |
| Table Bottom Leg | 2 |
| Instruction Manual | 1 |

Assembly Instructions

Required Assembly Parts



Table Top Leg x 2



Table Bottom Leg x 2


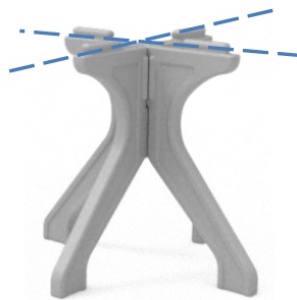
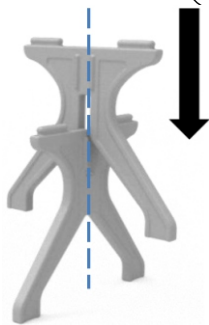



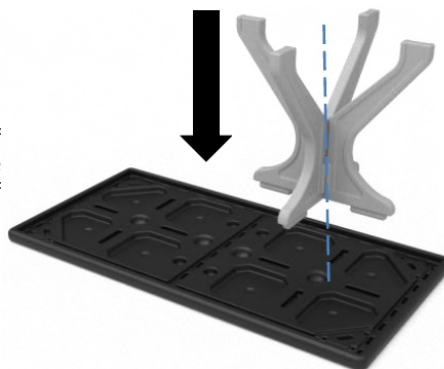
Table Top x 1

Before starting the assembly, lay out a carpet on the floor to avoid scratches.



Position the table top leg above the table bottom leg and press down on the top leg, fitting both together. Similar, assemble another pair of leg.

Lay the table top face down. Pick up one pair of assembled leg and turn it upside down making sure its tabs align with the grooves on the underside of the table top. Gently push the assembled leg downwards to secure it into position.



Model No: 9770-P

2+
YEARS



Scan to Connect

Before starting the assembly, please ensure that the part quantity matches the numbers listed in the manual. If you find any discrepancies in the part count or encounter any product-related issues, feel free to reach out to us at +918221001033 or connect with us via WhatsApp in between 9:30-6PM, Monday to Saturday. We're here to assist you!

DISCLAIMER: ACTUAL PRODUCT COLOR MAY VARY FROM THAT SHOWN IN THE IMAGE

Similarly, fix the other pair of table leg into place.



Your Rectangle Table Plastic is now ready for use!

